






[www.madbullairsoft.com](http://www.madbullairsoft.com)

**Authorized Noveske KX3 Airsoft Version Modification:**

Some of you may ask: How to adjust the volume of the blast?

Here are some tips:

 A photograph showing the front cap of the airsoft rifle, a C-type spring, and two volume adjust cones.	<p>Open the front cap by taking out the C type spring.</p>
 A photograph showing two volume adjust cones and one O-ring.	<p>Then, take out the 2 volume adjust cones and one Oring.</p>
 A photograph showing a hand holding a volume adjust cone in the open position. The word "Open" is written in red above the cone.	<p>Put to cones together and rotate the cones. Open status will make the blast less loud.</p>

	<p>Close status will make the blast louder.</p>
	<p>Take out the o-ring will make the special "metal punching noise"</p>
	<p>Just want to show off: Only MadBull's authorized Noveske KX3 has the top index. That means: the index will always on the top which looks much better.</p>

